



# LITTLE FLOWER CHILDREN SCHOOL-BALLIA



Affiliated to CBSE New Delhi [10+2]



The time to cheer aloud,  
The time when you can play,  
On the beach with your loved ones,  
And do what your heart say,  
There is no one to see here,  
There is nothing as such to see,

Only the sunlight passing the home,  
And clear blue sky as can be,  
Summers are finally here,  
So have a good summer time,  
As it's the most amazing time  
Happy Summer Time.

## Session:2024-25

### U.K.G.

Passport Size  
Paste Photo

Students Name \_\_\_\_\_

Roll No: \_\_\_\_\_

Section: \_\_\_\_\_

### Holiday Homework

# NOTICE

NOTICE NO: Ifcs/May/09/2024

Date:18/05/2024

Dear Parents,

Vacation is an excellent time to learn new skills It is a welcome break for the children to enjoy and explore things in their own way. Just the right time to let the children do some creative work.

Here are some interesting and fun-filled assignments for the children to learn and keep them occupied during the holidays. These assignments have been designed to ensure that the children enjoy and learn at same time, we would appreciate if the children do the assignments on their own. Help and guidance may be given wherever required. Let's work together towards the betterment of the students. **Exciting Prizes will be provided to the best five Holiday Assignments.**

## Happy Holidays

### General Instructions that are to be followed:

1. This is to notify that the school announce Summer Vacation 2024 from 20<sup>th</sup> May 2024 to 30 June 2024. The classes will resume on 1 July 2024, Monday. as usual.
2. Summer Vacation Home Assignment is available at our website [Website:www.ifcsballia.co.in](http://www.ifcsballia.co.in)
3. Office will remain open from 8:00 am to 1:00 pm during summer vacation.
4. The Holiday Home work is to be done neatly with relevance to the question asked and to be submitted to the subject teacher at the time of reopening of the school i.e. 1 July 2024.
5. Mock test Result Distribution will be held on 24-05-2024,timing 9 am to 12 pm. Scholarship will be awarded to the Toppers of AISSE exam 2024 on 24th May 2024, Friday at 11 am.
6. Download the holiday homework pages and complete the task.
7. Handwriting should be neat and legible.
8. All the subject holiday homework should be done in Holiday home work copy / given worksheet.
9. The holiday homework would be graded.
10. The work should be original and not copied from internet.
- 11.The assignments should be submitted to the respective subject teachers. Surprise recapitulation will be done by the teachers in the month of July.
12. Encourage your ward to do the assigned holiday homework independently.

### Summer Tips to be followed:

1. A healthy mind resides in a healthy body"- Pay attention to your health, go for morning and evening walks, drink lots of water, avoid the consumption of junk food, eat healthy and stay healthy.
2. Open your mind for reading newspapers, novels, blogs and stories that will help you in increasing your vocabulary.
3. Indulge yourself into activities like cooking, singing, dancing, aerobics, cycling, trekking, swimming, art and craft, river rafting and gardening. And share your experience with your family and friends.
4. Spend quality time with your grandparents and parents, talk to them regarding their experience of school.

Thanks & Regards  
LFCS BALLIA

It's Summertime, and  
School vacation has begun.

It's time for children to play and  
have fun in the Sun.



The Month of May has brought long, hot days, and now we have our summer holidays..

Summer holidays mean no school, waking up late with no set rules,  
little homework that's easy to do, less studying and lots of fun.

Playing, talking & watching cartoons -the fun continues till the end of June.

This beautiful time comes once a year,  
summer holidays are the best days ever.



Dear Students,

There is a more you can do to make your vacation more interesting  
meaningful and full of fun while still doing all your favourite things.

Here is a 'Summer Vacation Activity Box' just for you. So get ready for  
your treasure hunt, with the help of your parents.



Note:- Holiday homework should be done in separate notebook.

| <i>Subject</i> | <i>Assignment</i>   |
|----------------|---|
| <b>English</b> | <ul style="list-style-type: none"><li>➤ Learn &amp; write capital letters (A – Z) on every Monday and small letters (a – z) on every Wednesday (without dots on proper lines) also learn their phonics sounds.</li><li>➤ Practice reading of two letter words daily with the help of phonics sounds.</li><li>➤ Do the given worksheet &amp; paste it in holiday homework notebook.</li><li>➤ Practice dictation of any five two letter words on every Friday.</li><li>➤ Do pg. no.- 15 to 22, 29, 30, 37 to 41 in handwriting book.</li></ul> |
| <b>हिंदी</b>   | <ul style="list-style-type: none"><li>➤ हर मंगलवार को स्वर (अ - अः) लिखने का अभ्यास करे।</li><li>➤ हर गुरुवार को व्यंजन - न, ल, ट, ज, ब, प, र याद करके लिखने का अभ्यास करे।</li><li>➤ हर शनिवार को कोई भी 6 व्यंजन और स्वर के श्रुतलेख का अभ्यास करे।</li><li>➤ दिए गए कार्यपत्रिका को करें और छुट्टी के गृहकार्य कॉपी में चत्रपकाएं ।</li></ul>  |
| <b>Maths</b>   | <ul style="list-style-type: none"><li>➤ Practice counting from 1 to 100 on every Tuesday.</li><li>➤ Do practice of backward counting from 50 to 1 on every Friday.</li><li>➤ Do the given worksheets &amp; paste it in holiday homework notebook.</li><li>➤ Do Learn table 2 to 7 and learn number names 1 to 25</li></ul>  |

|                       |  |
|-----------------------|--|
| <p><b>EVS</b></p>     | <ul style="list-style-type: none"> <li>➤ Do the given worksheets and paste it in scrap book.</li> <li>➤ Paste 5 pictures of how we keep our body clean in scrap book.</li> <li>➤ Learn language development Q / A.</li> </ul>  |
| <p><b>Drawing</b></p> | <ul style="list-style-type: none"> <li>➤ Do colouring practice in the given worksheets and paste it in scrap book.</li> <li>➤ Do pg. no.- 1 &amp; 10 in art &amp; craft book.</li> <li>➤ Draw &amp; colour any 3 objects related to circle &amp; square shapes on A4 size sheet and paste it in scrap book.</li> </ul> |

❖ *Do these activities with your family.*

1. Help your mother in folding clothes
2. Arrange your things on the right place.
3. Watering the plants daily.
4. Make a birdfeeder & keep it in your balcony or terrace.
5. Help your father in washing his car / bike / scooty.
6. Do yoga with your brother & sister on yoga day i.e 21st June'24.



*Creative Artist Work*

1. Make a beautiful **family tree** in scrap book.
2. Make a beautiful collage on **“How you enjoyed or spend your Summer Vacation”** ( You can paste the photos with your family, playing with your friends & pet, visit to new places, doing some activities or yoga etc.....) in scrap book.
3. Make a **card or photo frame** for your father **On Father’s Day** i.e 18<sup>th</sup> June’24.
4. Make a **piggy bank** from waste materials and save your money in it.




Class – U.K.G  
English Worksheet

Name:- \_\_\_\_\_

Date:- \_\_\_\_\_

Q1. Make two letter words with the help of given letters and write them in the box.



|  |
|--|
|  |
|  |
|  |

|  |
|--|
|  |
|  |
|  |

|  |
|--|
|  |
|  |
|  |

|  |
|--|
|  |
|  |
|  |

|  |
|--|
|  |
|  |
|  |

|  |
|--|
|  |
|  |
|  |

|  |
|--|
|  |
|  |
|  |

|  |
|--|
|  |
|  |
|  |

Note:- Learn phonic sounds it will help you in reading.

|   |     |            |   |       |            |
|---|-----|------------|---|-------|------------|
| A | - ऐ | - APPLE    | N | - न   | - Nest     |
| B | - ब | - Bat      | O | - ओ   | - Owl      |
| C | - क | - Cat      | P | - प   | - Parrot   |
| D | - ड | - Dog      | Q | - क्व | - Queen    |
| E | - ए | - Egg      | R | - र   | - Rat      |
| F | - फ | - Fan      | S | - स   | - Sun      |
| G | - ग | - Goat     | T | - ट   | - Tent     |
| H | - ह | - Hen      | U | - अ   | - Umbrella |
| I | - इ | - Ice, Ink | V | - व   | - Van      |
| J | - ज | - Jug      | W | - वाँ | - Web      |
| K | - क | - Kangaroo | X | - क्स | - Box      |
| L | - ल | - Lion     | Y | - य   | - Yak      |
| M | - म | - Mango    | Z | - ज़  | - Zoo      |

कक्षा - यू.के.जी  
हिन्दी कार्यपत्रिका

नाम :- \_\_\_\_\_

दिनांक :- \_\_\_\_\_

प्र.1 व्यंजन देखो और उसके सही चित्र में रंग भरो।

|   |   |   |
|---|---|---|
| च |    |    |
| प |    |    |
| ज |   |   |
| र |  |  |
| ल |  |  |
| न |  |   |
| ब |  |  |



Class – U.K.G  
Maths Worksheet

Name:- \_\_\_\_\_

Date:- \_\_\_\_\_

Q1. What comes after, before & in between.

| Before   | Between     | After    |
|----------|-------------|----------|
| _____ 29 | 33 _____ 35 | 17 _____ |
| _____ 18 | 5 _____ 7   | 30 _____ |
| _____ 36 | 21 _____ 23 | 9 _____  |
| _____ 7  | 12 _____ 14 | 25 _____ |
| _____ 25 | 19 _____ 21 | 11 _____ |
| _____ 31 | 37 _____ 39 | 39 _____ |
| _____ 1  | 7 _____ 9   | 3 _____  |
| _____ 23 | 26 _____ 28 | 29 _____ |



Before



Between







After

Class – U.K.G  
Maths Worksheet

Name:- \_\_\_\_\_

Date:- \_\_\_\_\_

Q1. Find & Write the missing numbers.



Class – U.K.G  
EVS Worksheet

Name:- \_\_\_\_\_

Date:- \_\_\_\_\_



**ALL ABOUT ME**



1. My name is \_\_\_\_\_.

3 I am \_\_\_\_\_ years old.

Paste your photo here.




2. I am a \_\_\_\_\_.



( Tick your correct gender)



4 I study in \_\_\_\_\_.



5 My favourite colour is \_\_\_\_\_.



Colour the crayon with your favourite colour.


6 I love to eat \_\_\_\_\_.

( Draw your favourite fruit & colour it.)



7 My hobby is \_\_\_\_\_.

( Paste the picture of your hobby.)



Name:- \_\_\_\_\_

Date:- \_\_\_\_\_

**It is Summer.**

**Q1. Colour the pictures of things you eat and wear in the Summer season.**



**woolen cap**



**Sunglasses**



**Swimsuit**



**scarf**



**hot tea**



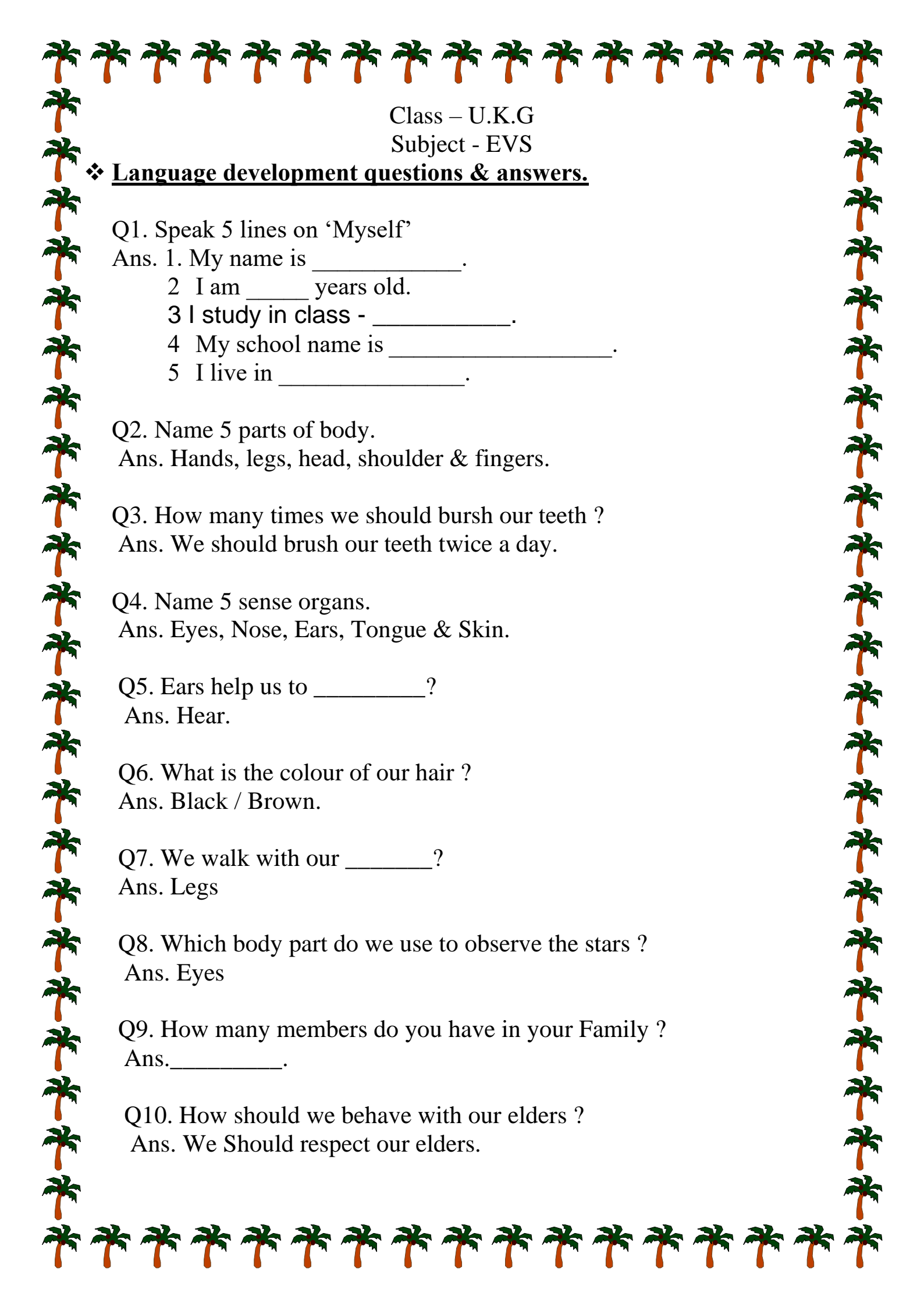
**ice-cream**



**hat**



**flip-flop**



Class – U.K.G

Subject - EVS

❖ **Language development questions & answers.**

Q1. Speak 5 lines on 'Myself'

Ans. 1. My name is \_\_\_\_\_.

2 I am \_\_\_\_\_ years old.

3 I study in class - \_\_\_\_\_.

4 My school name is \_\_\_\_\_.

5 I live in \_\_\_\_\_.

Q2. Name 5 parts of body.

Ans. Hands, legs, head, shoulder & fingers.

Q3. How many times we should bursh our teeth ?

Ans. We should brush our teeth twice a day.

Q4. Name 5 sense organs.

Ans. Eyes, Nose, Ears, Tongue & Skin.

Q5. Ears help us to \_\_\_\_\_?

Ans. Hear.

Q6. What is the colour of our hair ?

Ans. Black / Brown.

Q7. We walk with our \_\_\_\_\_?

Ans. Legs

Q8. Which body part do we use to observe the stars ?

Ans. Eyes

Q9. How many members do you have in your Family ?

Ans. \_\_\_\_\_.

Q10. How should we behave with our elders ?

Ans. We Should respect our elders.

Class – U.K.G  
Drawing Worksheet

Name:- \_\_\_\_\_

Date:- \_\_\_\_\_

Q1. Colour the picture beautifully.

*Summer special  
dessert*

*Ice - Cream*

YUMMY



Class – U.K.G  
Drawing Worksheet

Name:- \_\_\_\_\_

Date:- \_\_\_\_\_

Q1. Colour the picture of unicorn.




1. सप्ताह के दिन चार्ट पेपर पर बनाइए और याद किजिए।


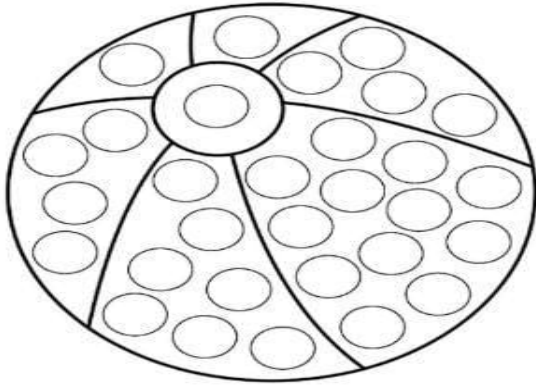




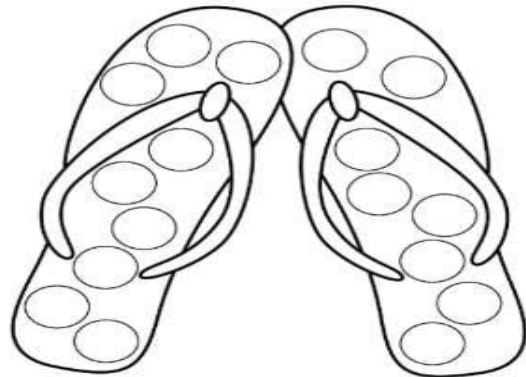

1. स्वर और मात्राएँ चार्ट पेपर पर बनाकर लिखिए।



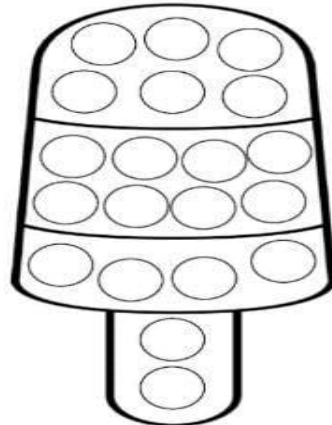

Paste the colourful pearl.



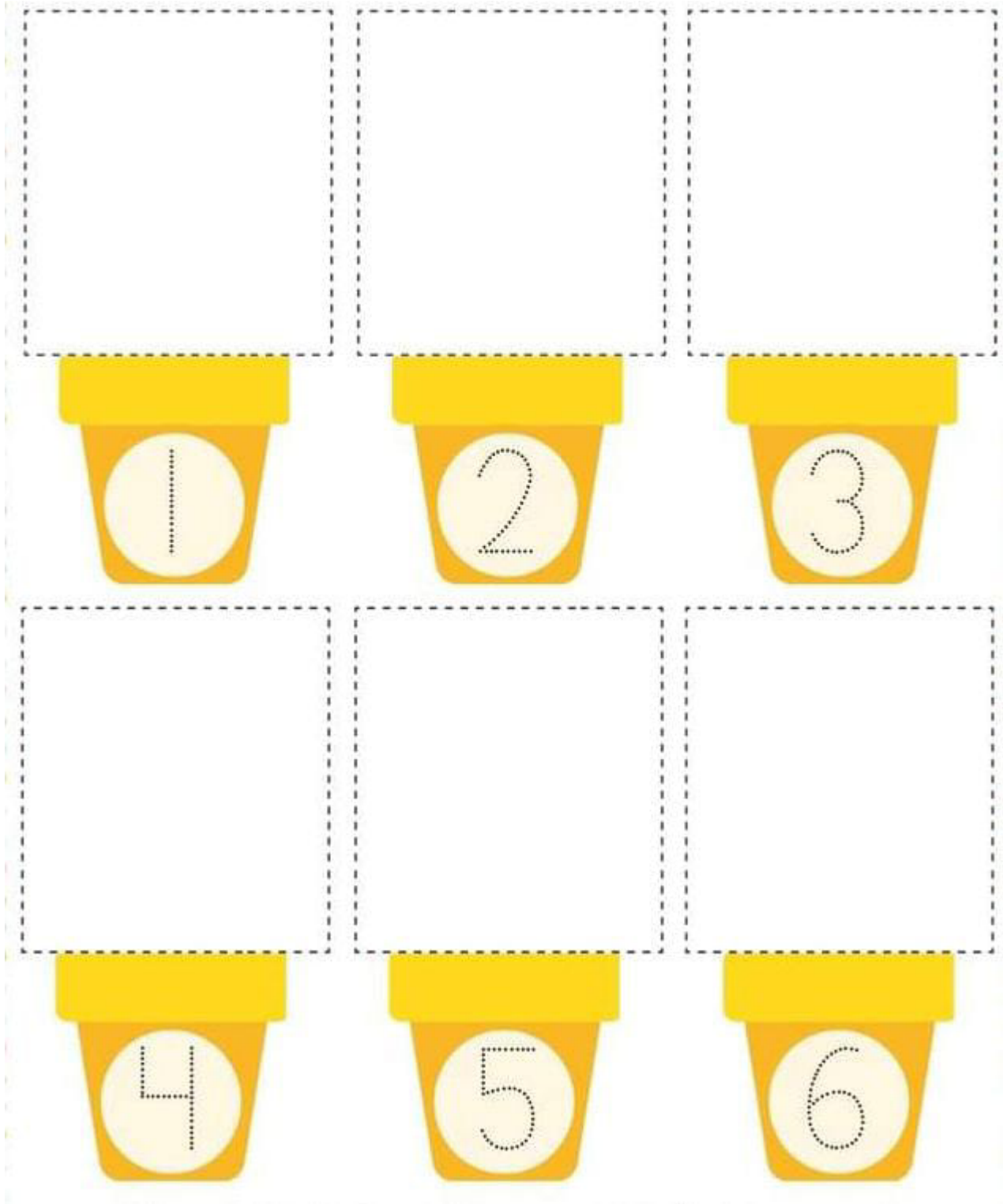
## Summer Dot Activity



free printables



Trace the numbers cut and paste the colourful flowers to the correct pot.



## **UKG**

**English Rhy- Learn and revise pg. no. 6, 7 , 8 , 9**

**Hindi Rhy- Learn pg. no. – 5,6,7,8**

**English Story – Learn and revise pg. no. 42, 43 , and 44**

**Hindi Story – Learn Pg. no. 21, 22 , 23 and 24**